




In Our BACKYARD

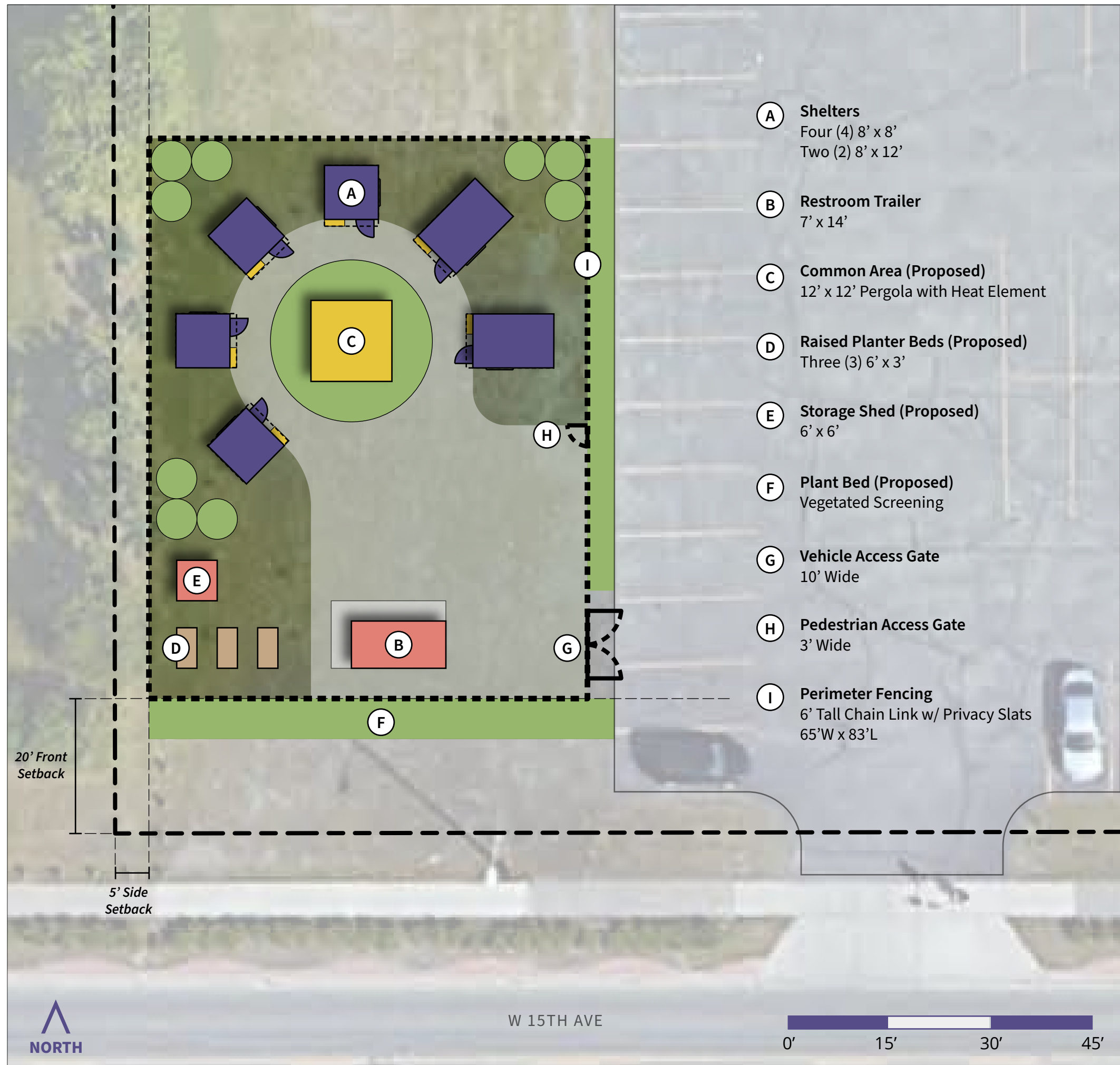


CONCEPTUAL LAYOUT

Central Lutheran Church
Anchorage, Alaska

-  Property Line
-  Required Setbacks
-  Proposed Fence

DRAFT: July 7, 2024



- (A) Shelters**
Four (4) 8' x 8'
Two (2) 8' x 12'
- (B) Restroom Trailer**
7' x 14'
- (C) Common Area (Proposed)**
12' x 12' Pergola with Heat Element
- (D) Raised Planter Beds (Proposed)**
Three (3) 6' x 3'
- (E) Storage Shed (Proposed)**
6' x 6'
- (F) Plant Bed (Proposed)**
Vegetated Screening
- (G) Vehicle Access Gate**
10' Wide
- (H) Pedestrian Access Gate**
3' Wide
- (I) Perimeter Fencing**
6' Tall Chain Link w/ Privacy Slats
65'W x 83'L



W 15TH AVE

